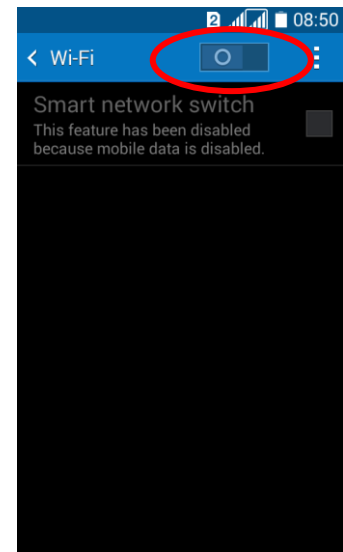


Step 1

- Please enable Wi-Fi connections on your device.



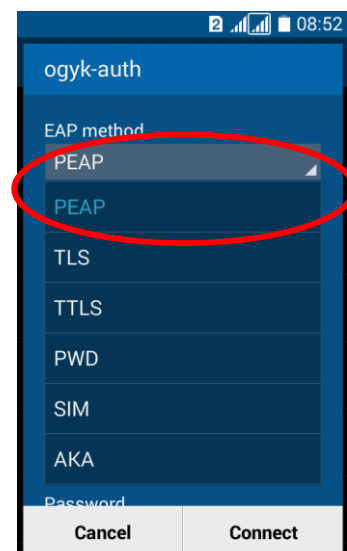
Step 2

- From the list of available networks, select **ogyk-auth** Wi-Fi Network.



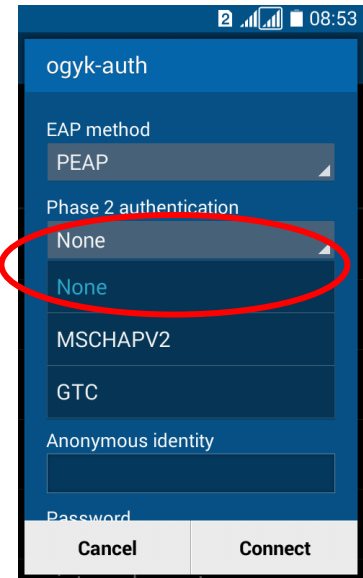
Step 3

- Set up the new Wi-Fi network as follows:
EAP method: **PEAP**



Step 4

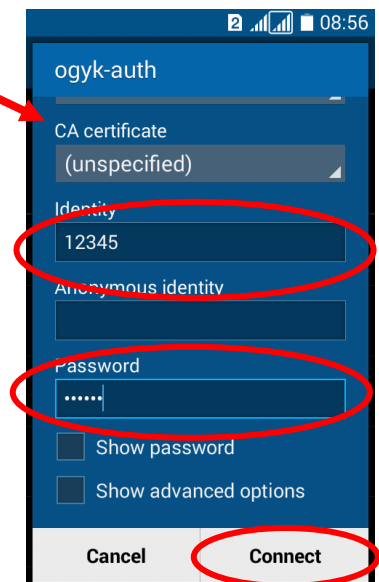
- Phase 2 authentication: None
- The field CA certificate could in some cases be left blank, otherwise select "Do not validate".



Step 5

- ID: **No. of your library card /parliamentary admission card**
- Password: **your currently valid password**

If you are done, click 'Connect'!



Step 6

- The connection has now been established! 😊

