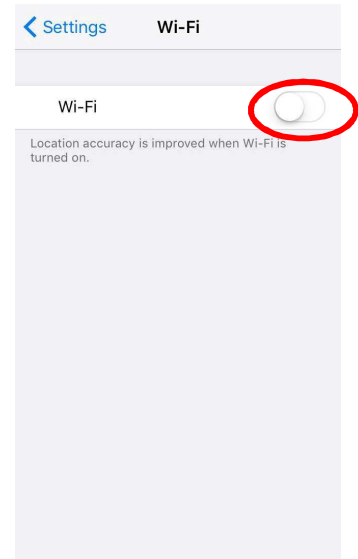


HOW TO CONNECTION TO THE WI-FI IN THE LIBRARY– IOS

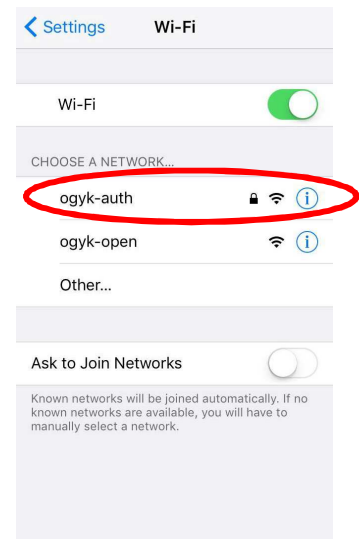
Step 1.

- Allow the device to connect to the Wi-Fi system



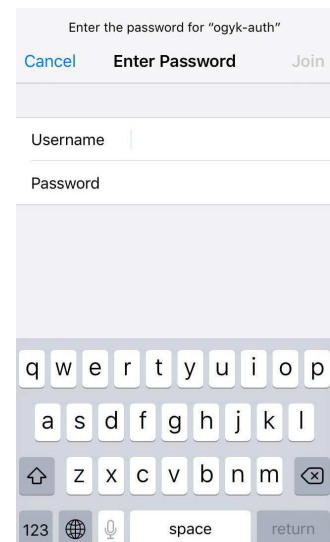
Step 2.

- Choose **ogyk-auth** Wi-Fi network



Step 3.

- Login:
 - Username: **Library card no.**
 - Password: **Your password**
(default: date of birth [YYYYMMDD])



Step 4.

- Choose „Trust” to continue



Step 5.

- The Wi-Fi is connected. 😊

